

# Member Affiliation Summary

2018 Statistics – as at December 31, 2018

Members of the OMERS Primary Pension Plan (“OMERS Plan”) belong to a wide variety of union and association groups. The following tables show the affiliation breakdown of our membership as at December 31, 2018, in the following ways:

Table	Description
1-A	Active Membership Headcounts (NRA 60 and NRA 65)
1-B	Active Membership Headcounts (Full-Time and Part-Time)
1-C	Percentage Distribution of Actuarial Liabilities
1-D	Percentage Distribution of Contributions

In the tables, unions and associations with fewer than 1,000 OMERS members are grouped together as “Other”.

The tables also make reference to members who are not currently contributing to the OMERS Plan, and these include the following types of members:

- **Retired** – Retired members and survivors receiving a monthly pension
- **Deferred** – Members who left their OMERS employer but kept their pension in the OMERS Plan
- **Disability Waiver** – Members with an injury or illness who continue to earn credited service
- **Divested** – Members divested from an OMERS employer to another non-OMERS employer that has a registered pension plan

Please note that the information shown in the tables is based on data submitted to OMERS by employers. Employers are provided with a summary of their employees’ affiliations on an annual basis. The affiliation of each member is also reported in the member’s annual Pension Report. At any time, the employer and the member (via the employer) can update an employee’s affiliation.

The information presented is not used for pension administration purposes. The information should not be relied upon for any other purpose than to provide a general indication of the distribution of OMERS membership by employee affiliations.

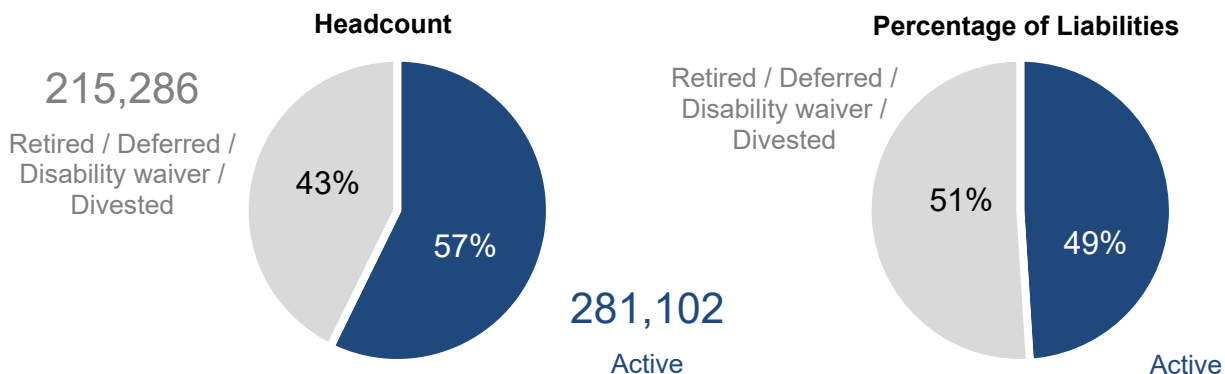
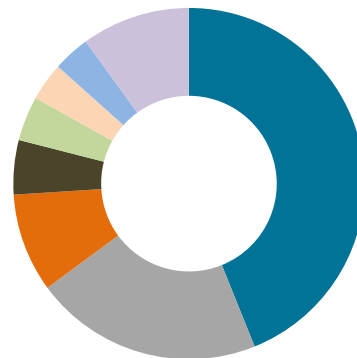


Table 1-A: 2018 Member Affiliation – Active Membership Headcounts (NRA 60 and NRA 65)

Member Affiliation	Number of Active Members			Percentage Distribution of Active Members
	NRA 60	NRA 65	Total	
CUPE	-	123,479	123,479	43.9%
MGMT/NON-UNION	330	58,607	58,937	21.0%
POLICE	17,891	7,695	25,586	9.1%
OSSTF	-	14,175	14,175	5.0%
FIRE	11,168	407	11,575	4.1%
OPSEU	-	9,981	9,981	3.5%
ATU	-	9,472	9,472	3.4%
UNIFOR	-	4,241	4,241	1.5%
IBEW	-	3,577	3,577	1.3%
ERFP	-	2,774	2,774	1.0%
ONA	-	2,680	2,680	1.0%
ETFO	-	2,511	2,511	0.9%
CIPP	-	1,696	1,696	0.6%
SEIU	-	1,442	1,442	0.5%
COPE	-	1,336	1,336	0.5%
Other**	-	7,640	7,640	2.7%
<b>Total Active</b>	<b>29,389</b>	<b>251,713</b>	<b>281,102</b>	<b>100.0%</b>
<b>Percentage of Total</b>	<b>10%</b>	<b>90%</b>	<b>100%</b>	

\*\*Employee affiliations with less than 0.5% of active membership headcount each.

- CUPE
- MGMT/NON-UNION
- POLICE
- OSSTF
- FIRE
- OPSEU
- ATU
- Member affiliations with less than 3% of active members each



<b>ATU</b>	Amalgamated Transit Union	<b>ETFO</b>	Elementary Teachers' Federation of Ontario	<b>OPSEU</b>	Ontario Public Service Employees Union
<b>CIPP</b>	Civic Institute of Professional Personnel	<b>FIRE</b>	Ontario Professional Fire Fighters Association	<b>OSSTF</b>	Ontario Secondary School Teachers' Federation
<b>COPE</b>	Canadian Office and Professional Employees Union	<b>IBEW</b>	International Brotherhood of Electrical Workers	<b>POLICE</b>	Police Associations of Ontario
<b>CUPE</b>	Canadian Union of Public Employees	<b>MGMT/NON-UNION</b>	Management/Union Exempt/Non-Union	<b>SEIU</b>	Service Employees International Union
<b>ERFP</b>	Educational Resource Facilitators of Peel	<b>ONA</b>	Ontario Nurses Association	<b>UNIFOR</b>	Auto, Communications, Energy and Paper Workers Union

Table 1-B: 2018 Member Affiliation – Active Membership Headcounts (Full-Time and Part-Time)

Member Affiliation	Number of Active Members			Percentage Distribution of Active Members
	Full-Time	Part-Time	Total	
CUPE	81,360	42,119	123,479	43.9%
MGMT/NON-UNION	52,016	6,921	58,937	21.0%
POLICE	24,914	672	25,586	9.1%
OSSTF	2,477	11,698	14,175	5.0%
FIRE	11,555	20	11,575	4.1%
OPSEU	7,376	2,605	9,981	3.5%
ATU	8,907	565	9,472	3.4%
UNIFOR	3,227	1,014	4,241	1.5%
IBEW	3,506	71	3,577	1.3%
ERFP	4	2,770	2,774	1.0%
ONA	2,024	656	2,680	1.0%
ETFO	42	2,469	2,511	0.9%
CIPP	1,576	120	1,696	0.6%
SEIU	801	641	1,442	0.5%
COPE	265	1,071	1,336	0.5%
Other**	3,589	4,051	7,640	2.7%
<b>Total Active</b>	<b>203,639</b>	<b>77,463</b>	<b>281,102</b>	<b>100.0%</b>
<b>Percentage of Total</b>	<b>72%</b>	<b>28%</b>	<b>100%</b>	

\*\*Employee affiliations with less than 0.5% of active membership headcount each.

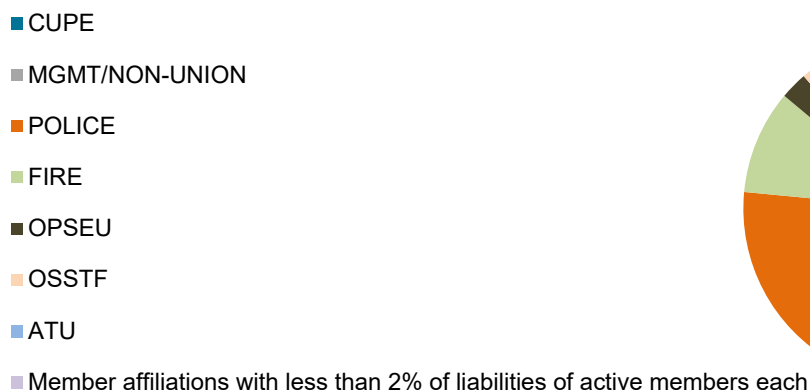


<b>ATU</b>	Amalgamated Transit Union	<b>ETFO</b>	Elementary Teachers' Federation of Ontario	<b>OPSEU</b>	Ontario Public Service Employees Union
<b>CIPP</b>	Civic Institute of Professional Personnel	<b>FIRE</b>	Ontario Professional Fire Fighters Association	<b>OSSTF</b>	Ontario Secondary School Teachers' Federation
<b>COPE</b>	Canadian Office and Professional Employees Union	<b>IBEW</b>	International Brotherhood of Electrical Workers	<b>POLICE</b>	Police Associations of Ontario
<b>CUPE</b>	Canadian Union of Public Employees	<b>MGMT/ NON-UNION</b>	Management/Union Exempt/ Non-Union	<b>SEIU</b>	Service Employees International Union
<b>ERFP</b>	Educational Resource Facilitators of Peel	<b>ONA</b>	Ontario Nurses Association	<b>UNIFOR</b>	Auto, Communications, Energy and Paper Workers Union

Table 1-C: 2018 Member Affiliation – Percentage Distribution of Actuarial Liabilities

Member Affiliation	Actuarial Liabilities of Active Members (49.1% of total Plan liabilities)		
	NRA 60	NRA 65	Total
CUPE	-	31.9%	31.9%
MGMT/NON-UNION	0.5%	25.7%	26.2%
POLICE	15.1%	3.3%	18.4%
FIRE	9.4%	0.2%	9.6%
OPSEU	-	2.5%	2.5%
OSSTF	-	2.5%	2.5%
ATU	-	2.1%	2.1%
IBEW	-	1.6%	1.6%
ONA	-	1.0%	1.0%
CIPP	-	0.9%	0.9%
UNIFOR	-	0.9%	0.9%
ERFP	-	0.3%	0.3%
SEIU	-	0.3%	0.3%
COPE	-	0.2%	0.2%
ETFO	-	0.1%	0.1%
Other**	-	1.5%	1.5%
<b>Total Active</b>	<b>25.0%</b>	<b>75.0%</b>	<b>100.0%</b>

\*\*Employee affiliations with less than 0.5% of active membership headcount each.



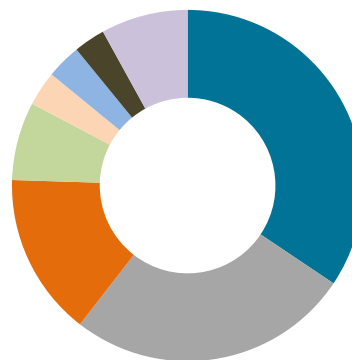
<b>ATU</b>	Amalgamated Transit Union	<b>ETFO</b>	Elementary Teachers' Federation of Ontario	<b>OPSEU</b>	Ontario Public Service Employees Union
<b>CIPP</b>	Civic Institute of Professional Personnel	<b>FIRE</b>	Ontario Professional Fire Fighters Association	<b>OSSTF</b>	Ontario Secondary School Teachers' Federation
<b>COPE</b>	Canadian Office and Professional Employees Union	<b>IBEW</b>	International Brotherhood of Electrical Workers	<b>POLICE</b>	Police Associations of Ontario
<b>CUPE</b>	Canadian Union of Public Employees	<b>MGMT/ NON-UNION</b>	Management/Union Exempt/ Non-Union	<b>SEIU</b>	Service Employees International Union
<b>ERFP</b>	Educational Resource Facilitators of Peel	<b>ONA</b>	Ontario Nurses Association	<b>UNIFOR</b>	Auto, Communications, Energy and Paper Workers Union

Table 1-D: 2018 Member Affiliation – Percentage Distribution of Contributions

Member Affiliation	Estimated 2019 Total Contributions* (Employers and active members)		
	NRA 60	NRA 65	Total
CUPE	-	34.4%	34.4%
MGMT/NON-UNION	0.3%	25.8%	26.1%
POLICE	11.9%	3.1%	15.0%
FIRE	7.0%	0.2%	7.2%
OPSEU	-	3.2%	3.2%
ATU	-	3.2%	3.2%
OSSTF	-	2.9%	2.9%
IBEW	-	1.4%	1.4%
UNIFOR	-	1.2%	1.2%
ONA	-	1.1%	1.1%
CIPP	-	0.9%	0.9%
ERFP	-	0.5%	0.5%
ETFO	-	0.4%	0.4%
SEIU	-	0.4%	0.4%
COPE	-	0.2%	0.2%
Other**	-	1.9%	1.9%
<b>Total Active</b>	<b>19.2%</b>	<b>80.8%</b>	<b>100.0%</b>

\*Split equally between employers and members; \*\*Employee affiliations with less than 0.5% of active membership headcount each.

- CUPE
- MGMT/NON-UNION
- POLICE
- FIRE
- OPSEU
- ATU
- OSSTF
- Member affiliations with less than 2% of contributions each



<b>ATU</b>	Amalgamated Transit Union	<b>ETFO</b>	Elementary Teachers' Federation of Ontario	<b>OPSEU</b>	Ontario Public Service Employees Union
<b>CIPP</b>	Civic Institute of Professional Personnel	<b>FIRE</b>	Ontario Professional Fire Fighters Association	<b>OSSTF</b>	Ontario Secondary School Teachers' Federation
<b>COPE</b>	Canadian Office and Professional Employees Union	<b>IBEW</b>	International Brotherhood of Electrical Workers	<b>POLICE</b>	Police Associations of Ontario
<b>CUPE</b>	Canadian Union of Public Employees	<b>MGMT/ NON-UNION</b>	Management/Union Exempt/ Non-Union	<b>SEIU</b>	Service Employees International Union
<b>ERFP</b>	Educational Resource Facilitators of Peel	<b>ONA</b>	Ontario Nurses Association	<b>UNIFOR</b>	Auto, Communications, Energy and Paper Workers Union

(Published April 2019)

OMERS  
EY Tower, 900-100 Adelaide St W, Toronto, ON, M5H 0E2  
t. 416.369.2444 1.800.387.0813 omers.com